

# BRAQ CUBE® WNC

DESIGNED BY THE BLACK TANK



## Brilliant Tunable White Light

Tunable from 2700K to 6500K, the Braq Cube WNC embodies what every lighting professional needs – over 7000 lumens of bright, beautiful white light!

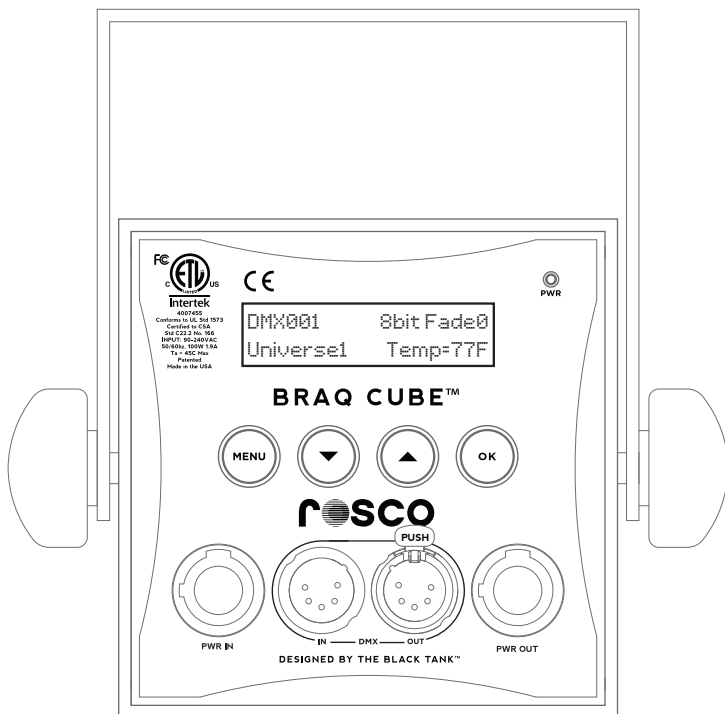
Size matters, and Braq delivers where others can't! Using 21 high quality Cree XML 4W emitters, the Braq Cube WNC outputs more than 7000 lumens and can adjust from 2700K to 6500K. A unique mix of warm, neutral and cool LEDs insure excellent rendering across all color temperatures. Small enough to be built into scenery or soffits, and light enough to mount as a track light, the Braq Cube WNC is perfect for use on TV or film sets and photography studios, and in retail lighting, museum and other architectural installations that need a gorgeous white light with excellent color rendering.



At its native 19° beam spread, the Braq Cube packs a punch of light! But to provide the control needed by most designers, every Braq Cube™ comes complete with a set of lenses in 20°, 40° and 60° beam spreads.

## Key Features

- Balanced assortment of warm, neutral and cool LEDs provide a bright yet versatile punch of white light
- Unique patented (US Patent No. 8,767,398) heat management system packs the most lumens into the smallest form factor
- No expensive power supply or ballasts - direct to mains power 90-240VAC 50/60 Hz
- Over 20 luminaries on a single 20A circuit
- Modular design easily configures in strips and arrays for maximum versatility
- Flicker-free dimming in 8 or 16 bit resolution
- Intuitive touch panel full-text interface for manual control
- Easily installed on standard line-voltage lighting track with optional yoke assembly, including full DMX track options
- Full assortment of spot, medium and wide lenses included
- Novel "filament mode" mimics the delayed blackout glow of incandescent fixtures



## SPECIFICATIONS

Input Voltage:	90 - 240 VAC 50/60Hz
Power Consumption:	100 Watt at maximum output
Power Input:	Neutrik Powercon input and pass-thru
LED:	21 x 4W Cree XM-L LEDs
Lumen Maintenance:	50,000 hours L50 at 45C 100,000 hours L50 at 25C (LM-79-08 Standard)
Data:	DMX 5-pin XLR male, 5-pin XLR Female
Output:	7100 lumens
Color Range:	2700K-6500K
Operation Range:	DMX: 8 or 16 bit DMX512/Manual: Full Text LCD
Operating Temp.:	-13° to 113° F (-20° to 45° C)
Humidity:	0 - 95% non-condensing
Dimensions:	5in x 5in x 5.3 in (127mm x 127mm x 135mm)
Weight:	3.5 lbs (1.6 kg)
Housing:	Powder Coated Aluminum Extrusion (1/8" wall)
Approvals:	FCC Class A Radiated and Conducted ETL / UL Standards 1573 and 8750 cETL / CSA C22.2 #166-M1983 CE / IP20 Rated

## BRAQ CUBE ACCESSORIES

Top Hat
Egg Crate Louver
Barn Doors (Set of 4)
Yokes and Mounting Hardware
Symmetrical Diffusers
Asymmetrical Diffusers
Power Cable with Inline Switch

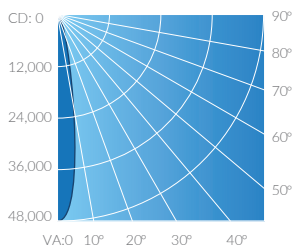
## PART NUMBERS

Black w/ Power Cord:	515 90100 1020
White w/ Power Cord:	515 90100 2020
Black w/ No Cord:	515 90100 1120
White w/ No Cord:	515 90100 2120
Pass-Thru Cord:	515 90117 0001
Cable w/ Inline Switch:	515 90117 0005

### All LEDs On Without Diffuser



#### Polar Candela Distribution



#### Illuminance at a Distance

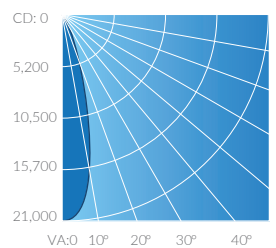
Center Beam LUX	Beam Width
189,076	0.2m
47,269	0.3m
21,008	0.5m
11,817	0.7m
7,563	0.8m
5,252	1.0m

Beam Angle: 19°  
Field Angle: 35°

### All LEDs On With 20° Diffuser



#### Polar Candela Distribution



#### Illuminance at a Distance

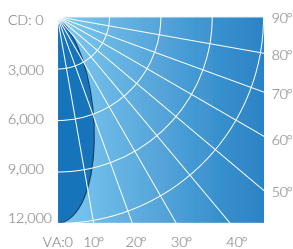
Center Beam LUX	Beam Width
83,652	0.2m
20,913	0.5m
9,295	0.7m
5,228	1.0m
3,346	1.2m
2,324	1.5m

Beam Angle: 28°  
Field Angle: 53°

### All LEDs On With 40° Diffuser



#### Polar Candela Distribution



#### Illuminance at a Distance

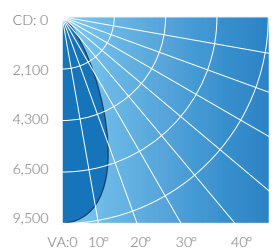
Center Beam LUX	Beam Width
46,934	0.3m
11,734	0.7m
5,215	1.0m
2,933	1.4m
1,877	1.7m
1,304	2.1m

Beam Angle: 37°  
Field Angle: 71°

### All LEDs On With 60° Diffuser



#### Polar Candela Distribution



#### Illuminance at a Distance

Center Beam LUX	Beam Width
34,392	0.5m
8,598	0.9m
3,821	1.4m
2,150	1.8m
1,376	2.3m
955	2.7m

Beam Angle: 48°  
Field Angle: 79°